

ULC-IV READY-MIX BATCH PLANT

CUSTOMIZED WITH MODULAR KITS FOR YOUR APPLICATION

READY-MIX

READY-MIX

READY-MIX

READY-MIX

READY-MIX

READY-MIX

Innovation

Modular design allows you to develop a plant that meets your needs today and has the ability to expand in the future. All kits mount to the batch plant at the same elevation as the cement batcher, which makes them simple to install and provides easy access for routine maintenance. These unique modules are packaged as bolt-on kits to facilitate trouble-free installation and minimize downtime.

Productivity

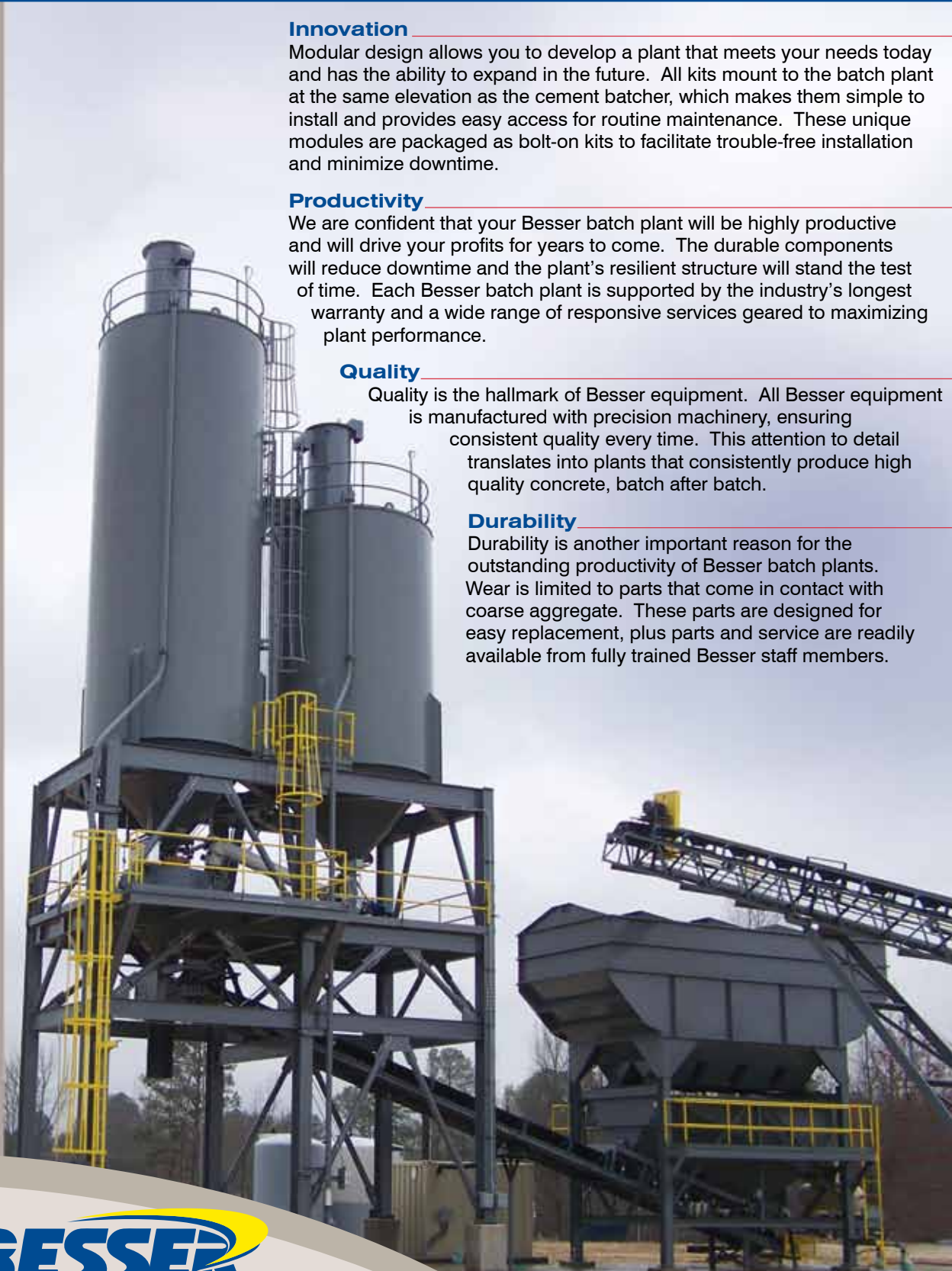
We are confident that your Besser batch plant will be highly productive and will drive your profits for years to come. The durable components will reduce downtime and the plant's resilient structure will stand the test of time. Each Besser batch plant is supported by the industry's longest warranty and a wide range of responsive services geared to maximizing plant performance.

Quality

Quality is the hallmark of Besser equipment. All Besser equipment is manufactured with precision machinery, ensuring consistent quality every time. This attention to detail translates into plants that consistently produce high quality concrete, batch after batch.

Durability

Durability is another important reason for the outstanding productivity of Besser batch plants. Wear is limited to parts that come in contact with coarse aggregate. These parts are designed for easy replacement, plus parts and service are readily available from fully trained Besser staff members.



The ULC-IV features rugged construction and material capacities to meet a wide range of production requirements.

ULC-IV READY-MIX BATCH PLANT

Features at a Glance

Main Silo with Batcher Loading Configuration Options:

- Drive-through or side back-up
- In-line back-up
- Options for shroud location matching all loading configurations
- Shroud dust collector on the same level as the cement batcher for efficient material recycling

Cement Silo Options:

- 2200 cu ft base non-split (550/458 barrels)
- 2850 cu ft (712/593 barrels) can be split 60-40 or 50-50
- 3500 cu ft (875/729 barrels) can be split 60-40 or 50-50

Silos:

- Cone and bottom ring are constructed of 1/4" steel plate
- Heavy-duty structural supports
- Platforms are standard and positioned for easy access and maintenance

Cement Batcher:

- Direct hanging S-load cells
 - Optional Teflon® insulated rod and hanger bearings are available to electrically isolate the load cells from the plant
- Low noise vibration

Auxiliary Silo Mounted on Frame:

- The main frame accommodates up to an additional 3500 cu ft silo
- 10" screw conveyor



ULC-IV plants are preassembled at the factory for quick and easy erection at your site.

Aggregate Bin Assembly:

- Unitized bins are constructed of 1/4" steel plate and are easily attached to the batching frame
- Bins are self-cleaning due to few accumulation points
- Bin sides are vertical, providing smooth material flow and less wear
- The basic three compartment bins have a total of six gates
- The gate stop mechanism allows for simple incremental adjustments of the opening width from 7" – 12"

Aggregate Batcher:

- Constructed of 1/4" steel plate
 - Optional 1/4" steel wear plate lining on sloped surfaces
- Gate mechanisms utilize optional replaceable synthetic sleeve bearings that do not require lubrication. The removable pins allow easy removal of gate sections.
- Ground straps on load cells
- Direct hanging S-load cells
 - Optional Teflon® insulated rod and hanger bearings are available to electrically isolate the load cells from the plant

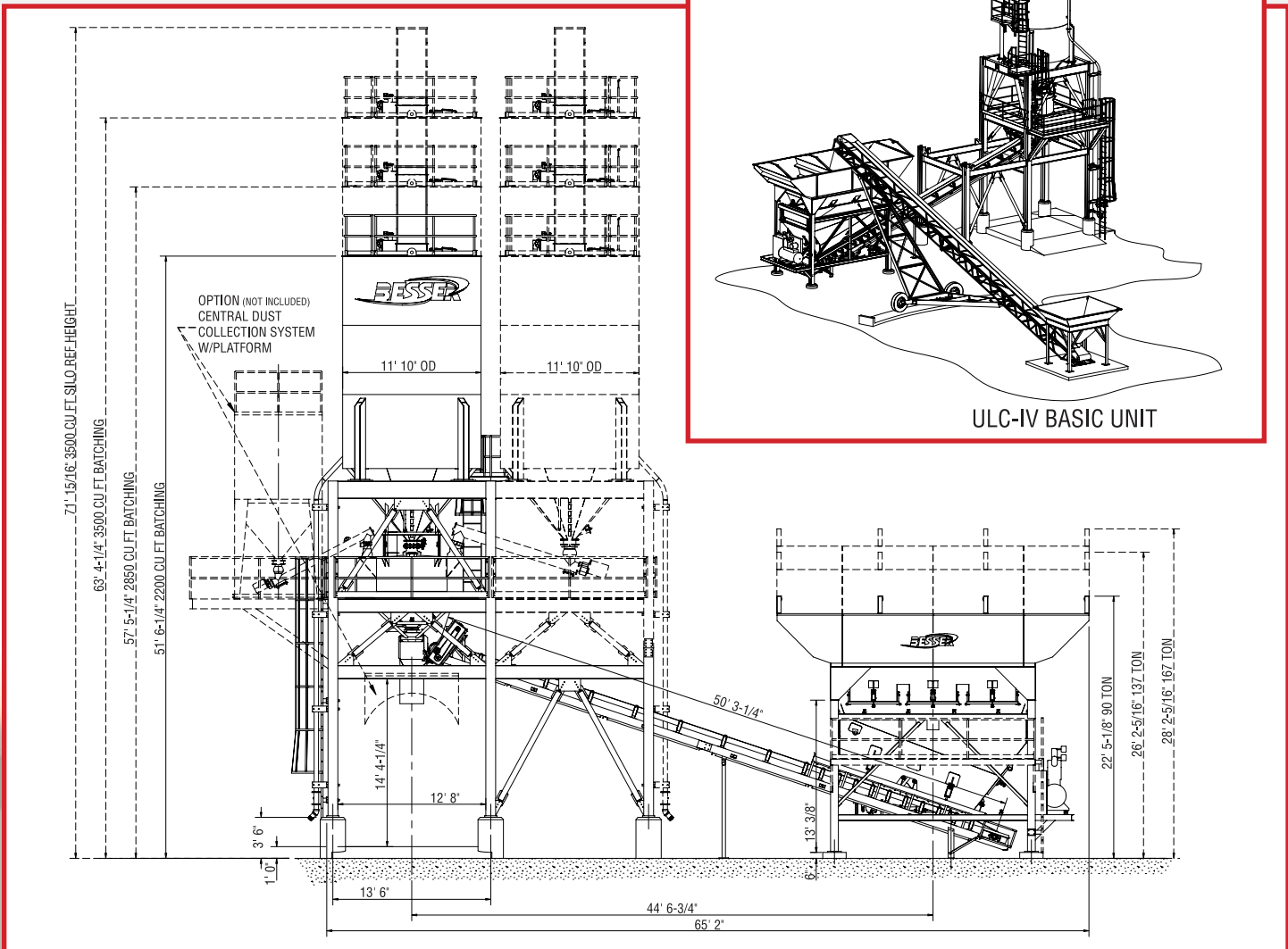
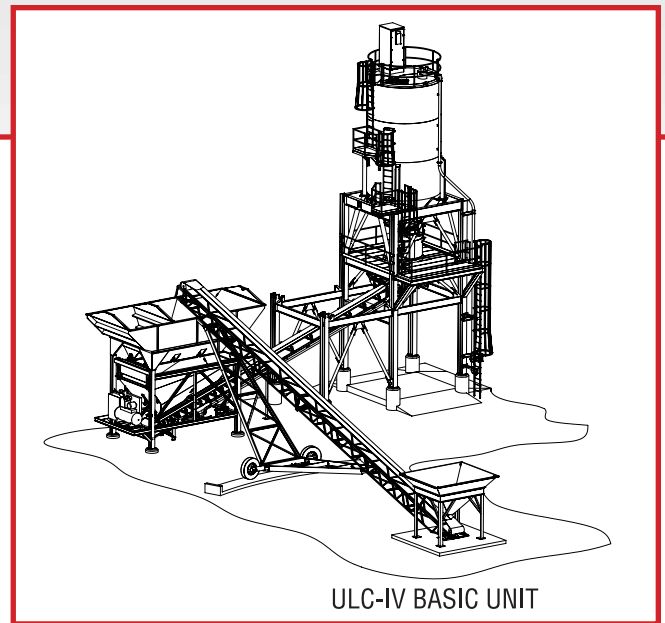
Optional Control Enhancements

Pneumatic Serial Interface System:

- Modular valve system reduces wiring, allows quicker installation, easier start-up and simplified routine maintenance
- Compatibility with most communication protocols

ArmorPoint I/O:

- Easy module replacement with latching mechanisms eliminates the need for screws
- Connection with industry-standard M8, M12 and M23 quick-disconnects
- Motor starter integration
- Auto device replacement allows the addition of machine features and I/O modules without changing the control software of the machine
- Removal and insertion when under power allows module replacement without disrupting network operation



ULC-IV READY-MIX BATCH PLANT

READY-MIX

READY-MIX

READY-MIX

READY-MIX

READY-MIX

READY-MIX

Main Cement Silo with Cement Batcher:

- Silo: 2200 cu ft (550/458 barrels)
- Batcher: CPMB rating of 12 cu yd of concrete
- The silo with batcher includes 4" pneumatic receiving system, aeration system, pressure relief device, 10" butterfly discharge valve and cone bottom aeration

Optional Enhancements:

- 2850 or 3500 cu ft batch silo
- Optional auxiliary silos are available to increase storage and mix capabilities. Up to 3500 cu ft auxiliary silo can be added onto the existing frame between the main silo and the aggregate bin. Free-standing auxiliary silos can be placed next to the main silo in 2200, 2850 or 3500 cu ft capacities.

Aggregate Section:

- Aggregate Bin: CPMB rating of 90 ton heaped volume capacity (51 cu yd water level volume)
- Aggregate Batcher: CPMB rating of more than 12 cu yd of concrete ensuring multiple aggregate combinations
- Three equal compartments with two – 12" x 48" dual acting clamshell gates per compartment. Besser clamshell gates are manufactured using durable cast steel gear segments, providing the accuracy necessary for compatibility with today's automation.

Optional Enhancements:

- Three or four compartment bins with capacities of 137 or 167 tons are available. Each compartment has two gate sets.
- Individual pneumatic cylinders for each gate provide independent operation

Water Meter System:

Badger 3" "Turbo Valve" water meter, solenoid-activated butterfly shut-off valve, PFT4E scalable transmitter, full flow strainer, 3" water piping to head chute, five – 1" admix pipe couplings

Optional Enhancement:

- 12 yd (500 gal) water batcher or holding tank with platform

Aggregate Batcher Transfer Conveyor:

30" x 50' 3", 600 tons/hour, shaft-mounted gear reducer, 35° 4" diameter troughing idlers and head chute with 1/4" steel plate abrasion resistant liners on wear areas

Optional Enhancement:

- 36" wide conveyor for greater aggregate transfer capabilities

Air:

- Ingersoll-Rand 10 hp two-stage industrial air compressor

Optional Enhancement:

- 15 hp compressor for air requirements related to additional equipment

Radial Stacker Conveyor:

30" x 75' radial stacker for 90 ton aggregate bin, 25 hp TEFC drive motor, shaft-mounted gear reducer with integral backstop, 35° 4" diameter troughing idlers, 24" deep lattice frame with loading skirt and adjustable rubber flashing

Optional Enhancement:

- Longer 86' radial stacker conveyor when required by site elevations or larger capacity aggregate bins

10' x 12' Front End Loader Hopper:

- 1/4" steel plate construction
- Bolt together construction, with one electric vibrator

Weighing System:

The ULC-IV utilizes a combination load cell arrangement to accurately weigh the contents of the given batchers. This consists of four cells per batcher (3000 lbs of cement/15,000 lbs of aggregate) linked to a summing box for interface with a batch control unit.



Bins & Batching
655 Krueger Canyon Road
New Braunfels, Texas 78132 USA
fax: 830.626.7516

Besser Company
801 Johnson Street
Alpena, Michigan 49707 USA
fax: 989.354.3120

phone: 800.530.9991/989.354.1000 | besser.com | e-mail: sales@besser.com



For better viewing, all guards, safety devices and signs are not necessarily shown. Some of the equipment shown or described throughout this brochure is available at extra cost. Since the time of printing, some of the information in this brochure may have been updated; ask your Besser sales representative for details. All artwork in this brochure was created in SolidWorks.